

S151

— QUICK JOINT INCLINOMETER CASING

INCLINOMETERS
& PENDULUMS



QUICK JOINT INCLINOMETER CASING

Sisgeo QJ casing is an alternative to the traditional inclinometer tubes, mainly designed for earth-fill and rock-fill dams, and deep borehole applications.

QJ tube offers simple and fast installation, consistent joint and deeper tube grooves. O-rings prevent ingress of grout or water.

The fitted-at-factory coupling and the alignment keys assure a perfect grooves continuity.

Telescopic section and a variety of settlement rings for either borehole and embankment installations permit to combine inclinometer and settlement measurements in one borehole.

APPLICATIONS

- Earth-fill and rock-fill dams
- Deep borehole installations
- Landslides
- Diaphragms and retaining walls
- Embankments
- Deep excavations
- Tunneling

FEATURES

- Simple assembling, no rivets, tape or glue required
- Fast installation reducing costs and drilling-rig stand-by
- Heavy duty, suitable for extreme installations
- High precise and deep tube grooves
- Available a special settlement plate for rock-fill dams



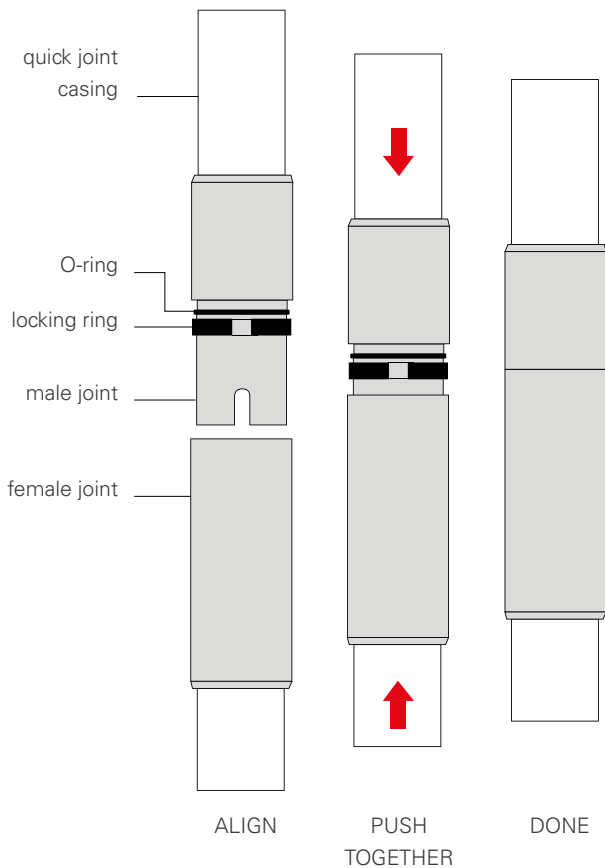
Meet the essential requirements of the EMC Directive 2004/108/EC

TECHNICAL SPECIFICATIONS

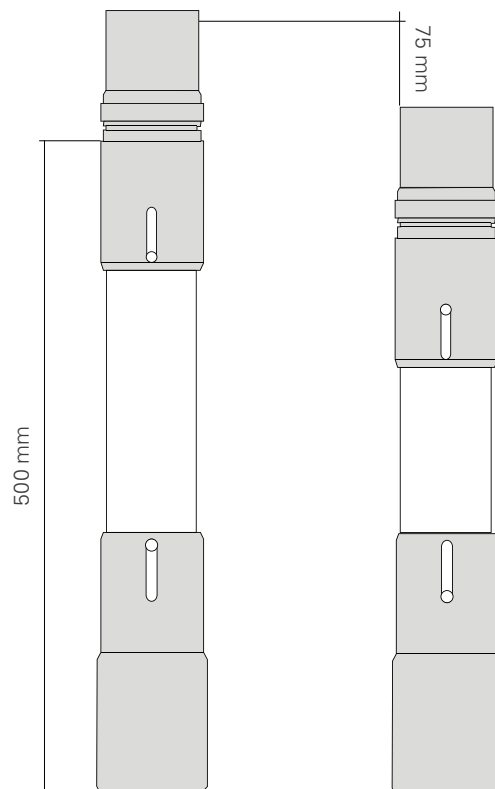
	MODEL 0S151107000	MODEL 0S151MT0700
Description	Standard QJ section	QJ Telescopic section 75 mm gap (3")
Tube outer diameter	70 mm (2.75")	70 mm (2.75")
Tube inner diameter	59 mm (2.32")	59 mm (2.32")
Tube groove ID	63 mm	63 mm
Overall section length	3100 mm	500 mm
Overall diameter	84 mm	84 mm
Thickness	5.5 mm	5.5 mm
Material	ABS (Acrylonitrile Butadiene Styrene)	ABS (Acrylonitrile Butadiene Styrene)
Colour	white/red	white/red
Spiral (1)	< 0.6° / 3 meter	-
Collapse test (2)	15 bar	15 bar
Temperature (max 1 hour)	+80°C (176 °F)	+80°C (176 °F)
Max working load (3)	> 500 Kg	> 500 Kg

(1) During manufacturing particular attention is paid to minimise the spiral of the casing grooves and to machine the couplings.
 (2) Test was performed in a water pressure chamber with empty casing sealed at the two ends.
 (3) Pulling test is performed on a two QJ tube sections jointed together under a thrusting machine.

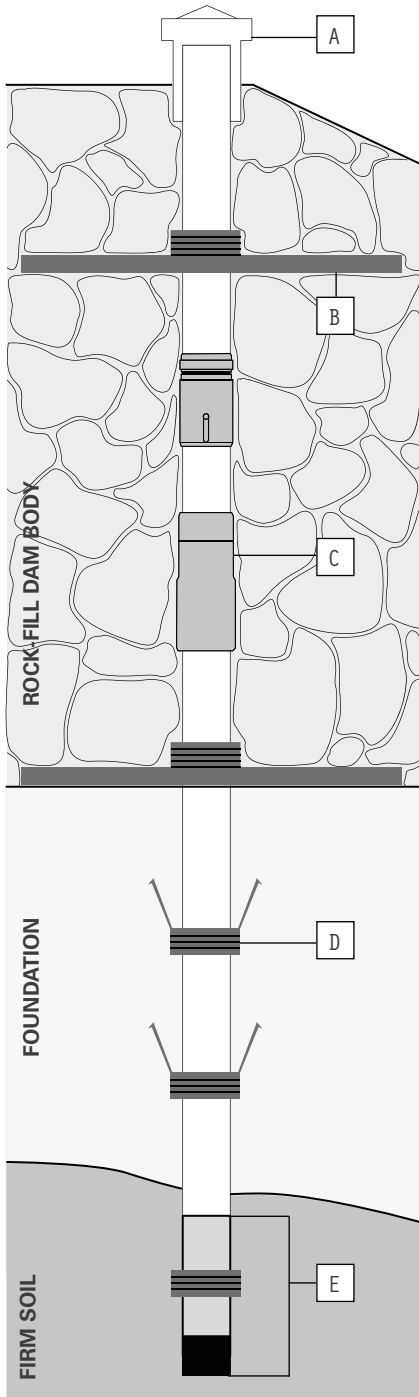
ASSEMBLY SEQUENCE



QJ TELESCOPIC SECTION



QUICK JOINT ACCESSORIES AND INCLINO-SETTLEMENT COLUMN



LOCKABLE TOP CAP OS100CH1000

Lockable protective cap with survey pin permits topographical surveying in order to define and check the borehole coordinates. It also provides temporary fixing for OS1CSU10000 pulley and cable stop during manual inclinometer measurements.

ABS QJ TOP CAP OS151TS7000

Simple top cap to prevent tube clogging with topographic survey point

ABS QJ BOTTOM CAP OS151TF7000

Bottom cap with female quick joint coupling for fast column assembling

SPARE KIT FOR QJ OS151KIT000

This kit includes No.10 "O" rings and No.10 locking rings

REPAIRING KIT FOR QJ OS151KITR00

It includes No.5 female joints, No.5 male joints, No.7 "O" rings and No.7 locking rings

SPIDER MAGNET RING OS151AF8000

Settlement magnet ring with nylon springs for borehole installation.
Ring ID 83 mm
Ring OD 105 mm
Max. spring span 300 mm

PLATFORM TARGET OS151AR80RC

Platform magnet target designed for rockfill dams.
Material: stainless steel
Platform area: 900x300 mm
Platform thickness: 30 mm
Hole ID: 83 mm

EMBANKMENT RING OS151AR8000

Magnet ring with circular settlement plate for embankment installation.
Ring ID 83 mm
Ring OD 105 mm
Plate OD 300 mm

- A. LOCKABLE TOP CAP
- B. PLATFORM TARGET
- C. QJ TELESCOPIC SECTION
- D. SPIDER MAGNETIC RING
- E. QJ DATUM REFERENCE

QJ DATUM REFERENCE OS151DR7000

It provides bottom datum point in borehole for inclino-settlement column.

MAGNET RING OS151AM8000

Simple magnet ring for borehole installation.
Ring ID 83 mm
Ring OD 105mm

Inclino-settlement columns with QJ casing are a cost-effective solution when inclinometer and settlement measurement are required. A typical application is in rock-fill dams thank to QJ extreme robustness and availability of magnet platform target. The columns are composed by QJ casings with a number of magnet rings/platforms; telescopic sections are provided for columns where big settlements are expected with consequent damage of the casings. Measurements are performed with removable inclinometer system and portable settlement probe C121 model.

All the information in this document is the property of Sisgeo S.r.l. and should not be used without permission from Sisgeo S.r.l. The manufacturer reserves the right to make changes to the product or to its parts without prior notice, also on the basis of contingent situations not related to the technical characteristics alone, such as, for example, material or components shortages. For the specific accuracy performance of each product, please refer to the Calibration Report issued for each instrument. The datasheet is issued in English and other languages. In order to avoid discrepancies and disagreement on the interpretation of the meanings, Sisgeo Srl declares that English Language prevails.

SISGEO S.R.L.

VIA F. SERPERO 4/F1
20060 MASATE (MI) ITALY
PHONE +39 02 95764130
FAX +39 02 95762011
INFO@SISGEO.COM

ADDITIONAL SUPPORT

SISGEO offers on-line assistance service to the Customers in order to maximize the performance of the system and training on the correct use of the instrument/readout.

For more information contact mail: assistance@sisgeo.com