

MIND

MIND
READOUT

READOUT UNITS
AND DATALOGGERS





MIND READOUT

Mind is a portable and compact multichannel readout unit able to read all Sisgeo instruments, both analogue and digital. It is compact, rugged, with IP65 protection class and it is supplied with a specially designed carrying bag. The BLE (Bluetooth Low Energy) wireless technology permits a fast and safe communication with Mind App, with a very low batteries' consumption. Mind is fully managed by Mind App which is compatible with Android operating system and with iOS. Thanks to its App, Mind is a fast and light system for a quick and handy interface with the instruments, furthermore the data storage and sharing is made simpler and immediate. Mind App is also useful to read and utilize the QRcode placed on every analog Sisgeo instrument, having the identification, calibration and reading information always available.

When configuring sensors on the MIND app, calibration parameters of analog gauges (e.g. vibrating wire) can be downloaded from the Internet by entering the serial number.

MAIN ADVANTAGES

- Long battery life: minimum 8 hours continuously
- Supplied with Calibration Report issued following high level metrologic procedures
- High accuracy and resolution
- Simultaneous display of electrical and engineering measures
- Real time charts
- Quick read for immediate readings without configuration
- Multiplexers reading
- One-touch reading of digital gauge arrays
- Geolocation and search engine for sites and sensors
- Display the plot of vibrating wire sensor signal's spectrum with peak value
- Embedded Digital Sensor Configuration (DSC) tool



Meet the essential requirements of RED Directive 2014/53/EU.
 Certified for extended environmental conditions: altitude up to 3000m.
 This device complies with the requirements for being placed on the market within the European Union (CE - RED). Use in other countries may be subject to local regulations governing radio equipment. It is the responsibility of the importer or the end user to ensure compliance with the applicable regulations in the country of use.

MIND APP

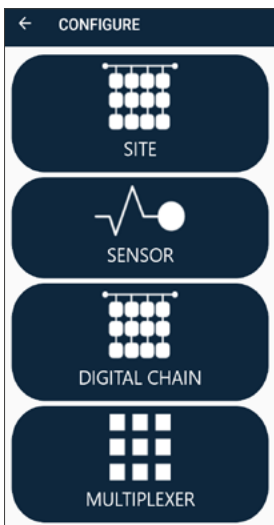
Thanks to its app, Mind is light system for a quick and handy interface with the instruments. The data storage and sharing is made simpler and immediate. Mind APP is also useful to read the QRcode placed on every analog Sisgeo instrument, having the identification, calibration and reading information always available.



Minimum Device Specifications
(device not supplied by SISGEO)

Bluetooth Low Energy BLE 4.2
APPLE iOS 16 or higher
Android OS 10 or higher

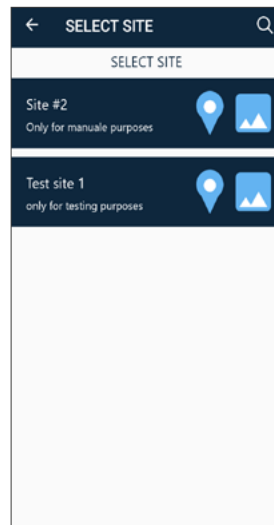
APP OVERVIEW



Instruments configuration main page.



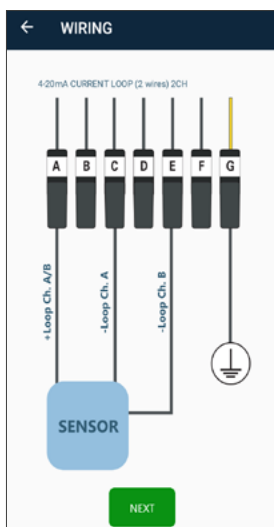
QR code scanner for automatic configuration of analog sensors.



List of site with selectable icons to have info of geographical positioning and related picture.



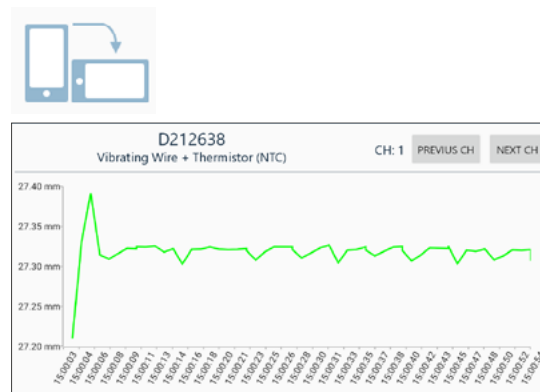
DSC (Digital Sensors Configuration) tool main page.



Guided clips wiring connection.



Instrument reading page with both biaxial 4-20mA current loop channels reading. The temperature measure is displayed scrolling down.



Graph of connected sensor's readings. It is generated just turning the mobile device in horizontal position.

MIND READOUT PHYSICAL FEATURES

Material / Weight	Aluminum / 1 Kg
IP class ⁽¹⁾	IP65
Overall dimensions	205x128x45 mm
Operating temperature	-20 to +55°C (charging +5°C to +40°C)
Storage temperature ⁽²⁾	-10 to +45°C for max 6 months, -20 to -10°C for max 1 month
Relative humidity	Operating: 60 ±25% RH Storage: 60 ±25% RH

(1) IP65 protection class is granted with closed connectors (i.e. with their own cap or with the cable connected) and with the on/off button not pressed.

(2) The periods indicated (6 months and 1 month) are the maximum time frames within which MIND must be recharged to not lose capacity and performance of its battery.



SISGEO COMPATIBLE INSTRUMENTS

Uniaxial 4-20mA current loop 2-wire gauges	Ratiometric 6-wire gauges	Vibrating wire gauges
Biaxial 4-20 mA current loop 2-wire gauges	RTD PT-100 temperature gauges	Vibrating wire + NTC Thermistor gauges
Biaxial 4-20 mA current loop 2-wire gauges + Thermistor	NTC Thermistor temperature gauges	Digital gauges or arrays with RS-485 Modbus RTU

OTHER COMPATIBLE SENSORS

Uniaxial and biaxial 4-20mA transmitters, 3-wire and 4-wire gauges	Carlson instruments 4-wire gauges	Uniaxial and biaxial servo-inclinometer gauges
Uniaxial and biaxial 4-20mA transmitters, 3-wire gauges + Thermistor	Carlson thermometers 3-wire gauges	RTD PT-100 temperature gauges 3-wire gauges
Ratiometric 4-wire gauge	Uniaxial and biaxial voltage gauges	Vibrating wire double coils gauges
Resistive strain gauge 1/2 bridge and 1/4 bridge	Uniaxial and biaxial potentiometers	

TECHNICAL SPECIFICATIONS⁽¹⁾

A - ANALOG INPUTS

Number of channels	3
Analog-to-Digital Conversion (ADC)	Resolution: 24bit, sampling rate: 2.5 Hz per channel with 50/60 Hz mains frequency rejection, Modulation method sigma-delta
Input impedance	>10 k Ω

A.1 - MEASUREMENT TYPES

A.1.1 - 4-20mA current loop (2 wires)

Range Resolution Accuracy	0-24 mA 1 μ A at range 20 mA 6.0 μ A
Internal shunt resistor	100 Ω
Power supply (up to 100 mA)	24V DC, 12V DC, external (selectable by the software)
Temperature drift	< 10 ppm / $^{\circ}$ C, range -30 $^{\circ}$ C to +70 $^{\circ}$ C

A.1.2 - Wheatstone full bridge (6 wires, with sensing)

Range resolution accuracy	\pm 15mV/V 0.001 mV/V 0.005mV/V
Power supply (up to 80 mA)	5 Vdc, external
Max and min bridge resistance	Max 10 k Ω - min 200 Ω
Temperature drift	< 10 ppm / $^{\circ}$ C, range -30 $^{\circ}$ C to +70 $^{\circ}$ C

A.1.3 - Platinum RTD (Pt100) 4-wire

Range resolution accuracy	-150 $^{\circ}$ C to +150 $^{\circ}$ C 0.1 $^{\circ}$ C 0.3 $^{\circ}$ C
Power supply	1 mA
Temperature drift	< 10 ppm / $^{\circ}$ C, range -30 $^{\circ}$ C to +70 $^{\circ}$ C

A.1.4 - Thermistor (NTC 3 k Ω @ 25 $^{\circ}$ C)

Range resolution accuracy	-50 $^{\circ}$ C to +150 $^{\circ}$ C 0.1 $^{\circ}$ C 0.4 $^{\circ}$ C
Power supply	2-100 μ A
Temperature drift	< 10 ppm / $^{\circ}$ C from 0 to 150 $^{\circ}$ C < 20 ppm / $^{\circ}$ C from 0 to -30 $^{\circ}$ C < 100 ppm/ $^{\circ}$ C from -30 $^{\circ}$ C to -50 $^{\circ}$ C;

A.1.5 - Vibrating Wire sensors

Range accuracy	300 to 6000 Hz 0.0033% FS
Excitation sine wave signal	Up to 12 Vpp (selectable by the software)
Resolution	0.01Hz at range 300÷1000Hz 0.02Hz at range 1000÷3000Hz 0.1Hz at range 3000÷6000Hz
Temperature drift	<10ppm/ $^{\circ}$ C (-30 $^{\circ}$ C to +70 $^{\circ}$ C)

(1) The information and data in the "Technical specifications" table refer to tests performed with a calibrated control unit in an environment with controlled temperature and humidity, and using signal generators with cables shorter than 5 m.

B - DIGITAL RS485 INPUTS

Max number of gauge per array	according to the consumption of each type of sensor and if configured in Always-on mode or in Timed mode
Interface and Protocol	RS485, MODBUS RTU
Power supply (up to 500 mA)	up to 24 V DC

C - COMMUNICATION WITH DEVICE

BLE (Bluetooth Low Energy) 5.2	band: 2.4 GHz ISM Band (2402-2480 MHz) - power: 4dBm Max
Led	Different colors for local notifications

D - ON-BOARD DIAGNOSTIC SENSORS

D.1 - INTERNAL TEMPERATURE	Range: -40°C to +125°C Resolution: 0.1°C Accuracy: ±1°C (-10°C to +85°C)
D.2 - INTERNAL HUMIDITY	Range: 0 to 100%RH Resolution: 0.1% RH Accuracy: ±5% (0 to 95%RH)
D.3 - BATTERY VOLTAGE MONITOR	Range: 0 to 18 V Resolution: 0.1 V Accuracy: ±5% FS

E - BATTERIES

Battery type - Voltage and capacity	Li-Ion rechargeable batteries - 7.4V - 2.6Ah
Operating time with Li-Ion batteries	min. 8h (constant use, 24 Vdc @ 20 mA x 2 @ 25 °C)
Charging temperature range	0°C to +45°C

F - BATTERY CHARGER

Input voltage	50-60 Hz 90-264 Vac
IP Class and temperature range	IP41 (for internal use only), Operating: -25°C to +40 °C
Max output power	10 W

G - OTHER COMPATIBLE SENSORS⁽²⁾

G.1 - 4-20mA transmitters (3-4 wires)

Range Resolution Accuracy	0-24 mA 1 µA 6.0 µA
-------------------------------	-------------------------

G.2 - Voltage 4 wires, differential

Range Resolution Accuracy	±12V 1 mV 4 mV
-------------------------------	--------------------

G.3 - Servo inclinometers


Range resolution accuracy	±10V 1 mV 2 mV
-------------------------------	--------------------

G.4 - 1/2 Wheats. bridge (5 wires, with sensing)

Range resolution accuracy	±15 mV/V 0.005 mV/V 0.05 mV/V
-------------------------------	-----------------------------------

G.5 - 1/4 Wheats. bridge (3 wires, w/o sensing)

Range resolution accuracy	±15 mV/V 0.005 mV/V 0.05 mV/V
-------------------------------	-----------------------------------



G.6 - Potentiometers

Range | resolution | accuracy

5V | 1 mV at range ± 5 V | 1 mV at range ± 5 V

G.7 - Wheatstone full bridge (4 wires, without sensing)

Range | resolution | accuracy

± 15 mV/V | 0.001 mV/V | 0.005 mV/V

G.8 - Carlson instruments (4 wires)

Range | resolution | accuracy

$\pm 10\%$ (ratio) | 0.01% (ratio) | 0.1% (ratio)

G.9 - Carlson thermometer (3 wires)

Range | resolution | accuracy

± 150 °C | 0.1°C | ± 1 °C

G.10 - PT-100 (Platinum RTD) (3 wires)

Range | resolution | accuracy

± 150 °C | 0.1°C | ± 1 °C

G.11 - Vibrating wire double coils (4 wires)

Range | accuracy

300 to 6000 Hz | 0.0033% FS

Excitation sine wave signal

Up to 12 Vpp (selectable by the software)

Resolution

0.01Hz at range 300÷1000Hz
 0.02Hz at range 1000÷3000Hz
 0.1Hz at range 3000÷6000Hz

Temperature drift

<10ppm/°C (-30°C to +70°C)



ACCESSORIES AND SPARE PARTS

JUMPER CABLE OECAV08V2JO

Jumper cable for MIND connection to an instrument supplied with military connector.



SWITCH BOX JUMPER CABLE OECAV08V2SO

Jumper cable for MIND connection to a switch terminal box.



MDP360 JUMPER CABLE (SPARE) OECAV8PDIG2

Jumper cable for MIND connection to MD-Profile 360 only.


MUX BOX-MIND JUMPER CABLE OECAMINDMU

Jumper cable for direct connection from MIND to multiplexer boxes. NOTE: only new MUX BOX with M12 connector can be read with MIND. Old MUX-BOX with MIL connector which could be read with New Leonardo cannot be read with MIND.



7-CLIPS SENSOR CABLE (SPARE) OECAV8P6A00

Jumper cable with 7 alligator clips for instrument reading on signal cable wires.



DIGITAL GAUGE JUMPER CABLE (SPARE) OECAV8PDIGO

Jumper cable for MIND connection to digital gauges.



MIND CARRYING BAG (SPARE) OMIND1BAG00

Specially designed carrying bag for MIND readout. It includes shoulder belt.



BATTERY CHARGER (SPARE) OECABMIND00

Charger for Li-Ion batteries. Input voltage 90-264 Vac, 50-60 Hz IP rate IP41 Max output power 10 W



All the information in this document is the property of Sisgeo S.r.l. and should not be used without permission from Sisgeo S.r.l. The manufacturer reserves the right to make changes to the product or to its parts without prior notice, also on the basis of contingent situations not related to the technical characteristics alone, such as, for example, material or components shortages. For the specific accuracy performance of each product, please refer to the Calibration Report issued for each instrument. The datasheet is issued in English and other languages. In order to avoid discrepancies and disagreement on the interpretation of the meanings, Sisgeo Srl declares that English Language prevails.

SISGEO S.R.L.

VIA F. SERPERO 4/F1
20060 MASATE (MI) ITALY
PHONE +39 02 95764130
FAX +39 02 95762011
INFO@SISGEO.COM

TECHNICAL ASSISTANCE

SISGEO offers customers e-mail and phone assistance to ensure proper use of instruments and readout and to maximize performance of the system.

For more information, email us: assistance@sisgeo.com